

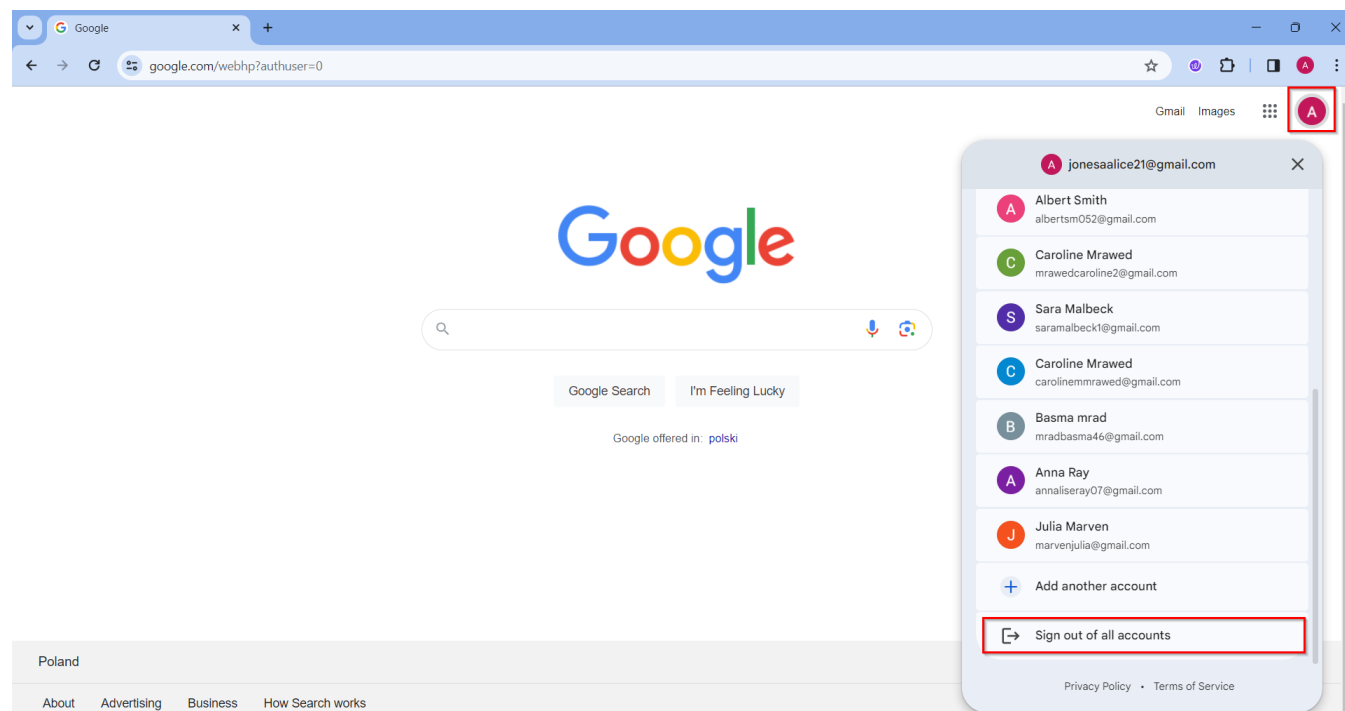
# How to Avoid Multiple Accounts Issues in Lexzur Connect for Google Workspace™

## Objectives:

- Avoid multiple account issues while using Lexzur Connect for Google Workspace™

## Steps:

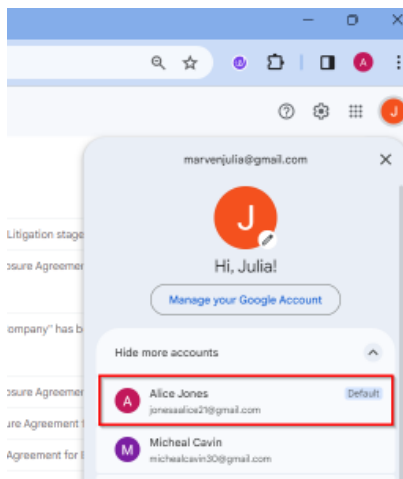
To prevent issues when multiple emails are logged in and using Lexzur Connect for Google Workspace™, you should log out from all emails and log in via the specific email address intended for using the add-on.



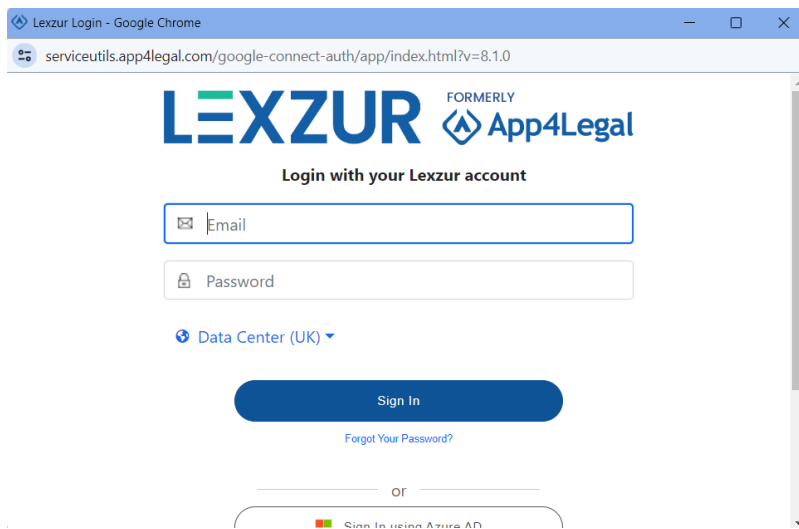
Alternatively, if you need to manage multiple accounts, they have two options:

1. Either create a separate browser profile for each email
2. In the same profile, log in with multiple emails, ensuring that the first email to log in is the one with the add-on installed.

The first email that should be logged in in Gmail™ should be the same email that has the Google-Connect Addon installed. (ex: if you have multiple emails logged in and you want to use the Addon in [user@gmail.com](mailto:user@gmail.com), this email should be the first email being logged in and a "default" label should appear next to check if it is the primary one).



 Upon installing the add-on, you can utilize any user account (a user in Lexzur) to log in to your instance and access the add-on.



For more information about LEXZUR, kindly reach out to us at [help@lexzur.com](mailto:help@lexzur.com).

Thank you!